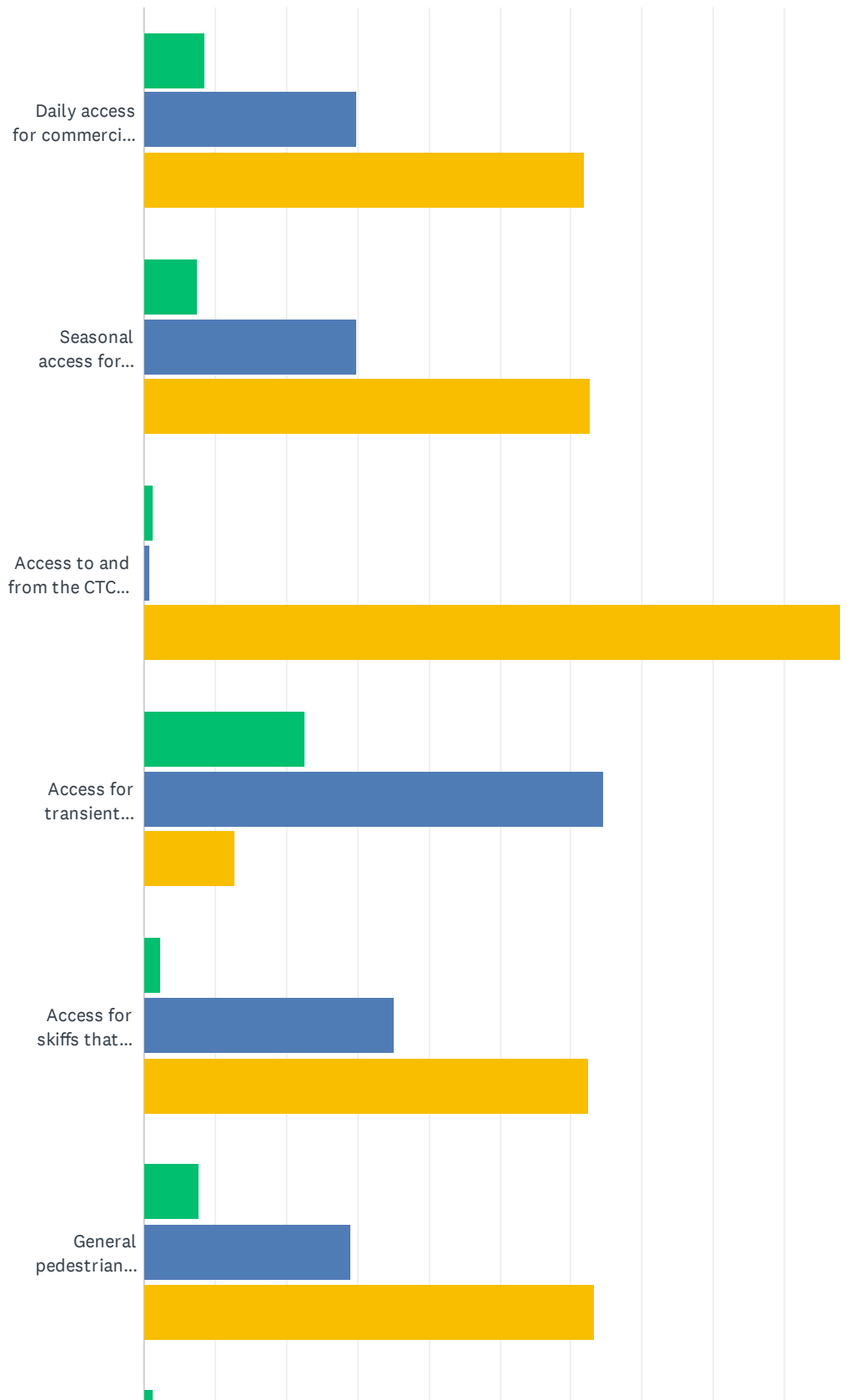
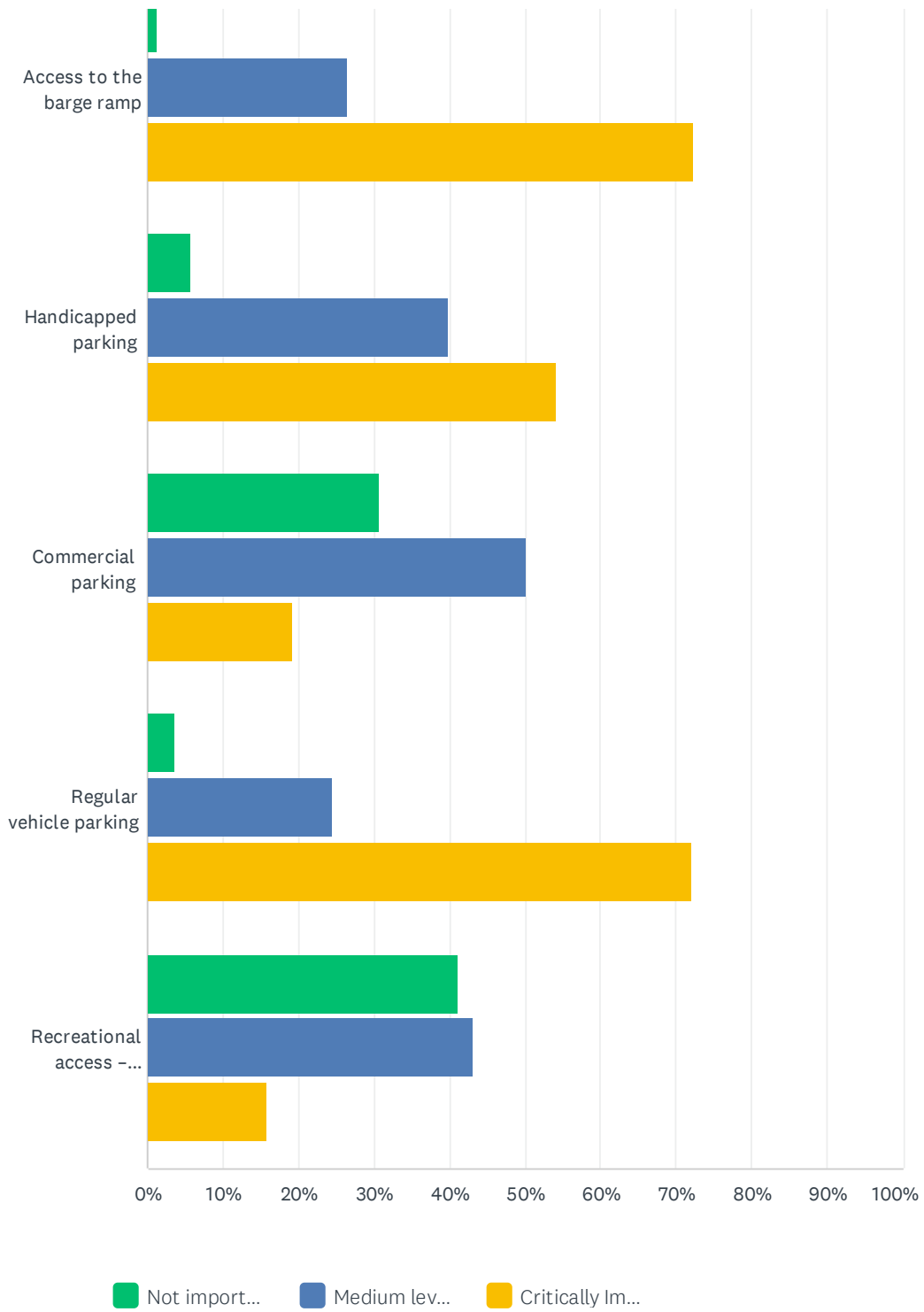


Q1 How important to you are the below uses of the Wharf?

Answered: 226 Skipped: 1



Chebeague Island Stone Wharf Improvement Survey

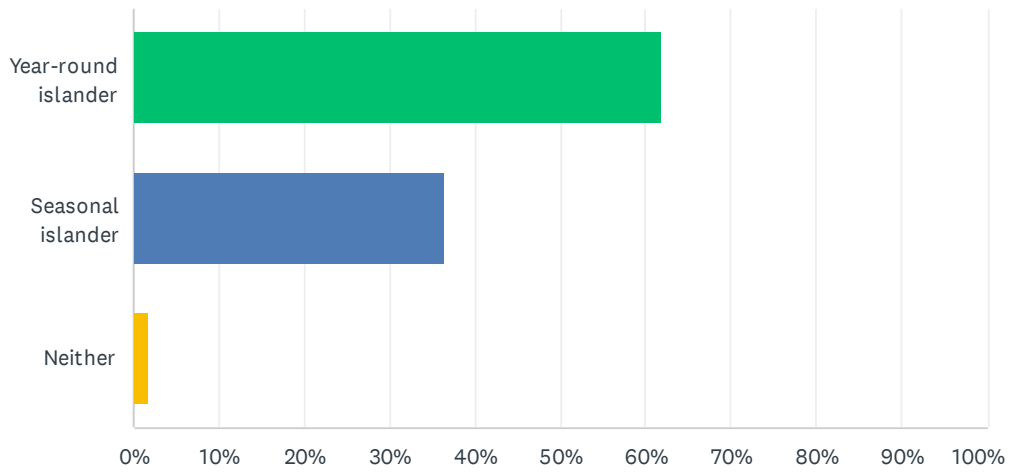


Chebeague Island Stone Wharf Improvement Survey

	NOT IMPORTANT AT ALL	MEDIUM LEVEL OF IMPORTANCE	CRITICALLY IMPORTANT	TOTAL	WEIGHTED AVERAGE
Daily access for commercial fisherman to get to their boats	8.44% 19	29.78% 67	61.78% 139	225	4.07
Seasonal access for commercial fisherman for transfer of traps	7.56% 17	29.78% 67	62.67% 141	225	4.10
Access to and from the CTC ferry	1.33% 3	0.89% 2	97.78% 220	225	4.93
Access for transient boaters (visitors' boats)	22.57% 51	64.60% 146	12.83% 29	226	2.81
Access for skiffs that belong to islanders	2.38% 5	35.24% 74	62.38% 131	210	4.20
General pedestrian access	7.59% 17	29.02% 65	63.39% 142	224	4.12
Access to the barge ramp	1.35% 3	26.46% 59	72.20% 161	223	4.42
Handicapped parking	5.83% 13	39.91% 89	54.26% 121	223	3.97
Commercial parking	30.80% 69	50.00% 112	19.20% 43	224	2.77
Regular vehicle parking	3.56% 8	24.44% 55	72.00% 162	225	4.37
Recreational access – fishing, swimming, etc.	41.26% 92	43.05% 96	15.70% 35	223	2.49

Q2 Are you a:

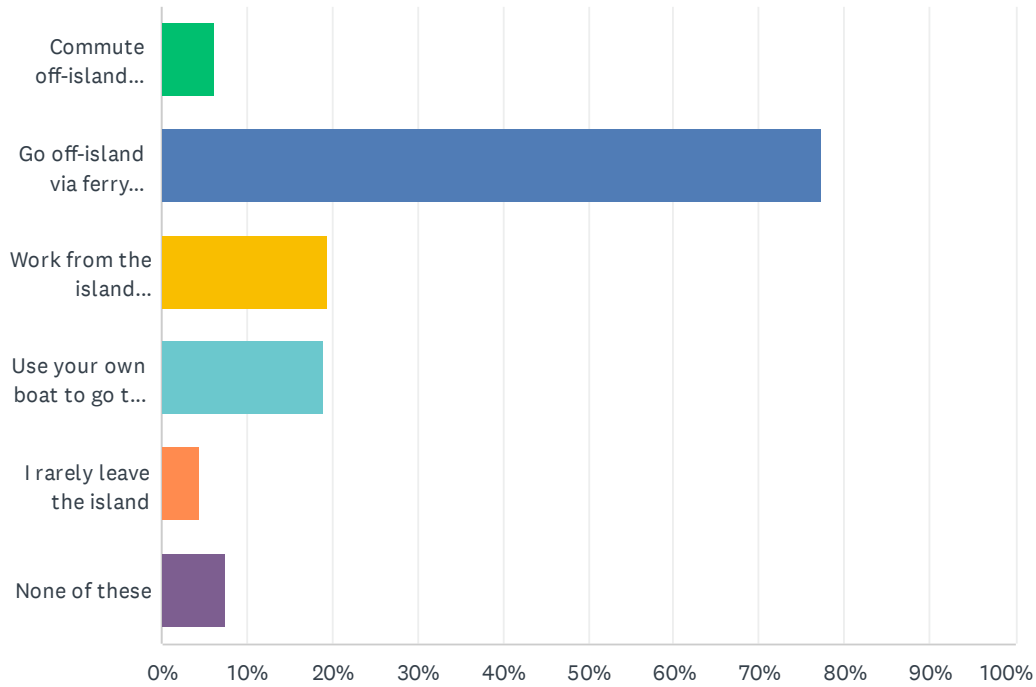
Answered: 225 Skipped: 2



ANSWER CHOICES	RESPONSES	
Year-round islander	61.78%	139
Seasonal islander	36.44%	82
Neither	1.78%	4
TOTAL		225

Q3 Do you: (select all that apply)

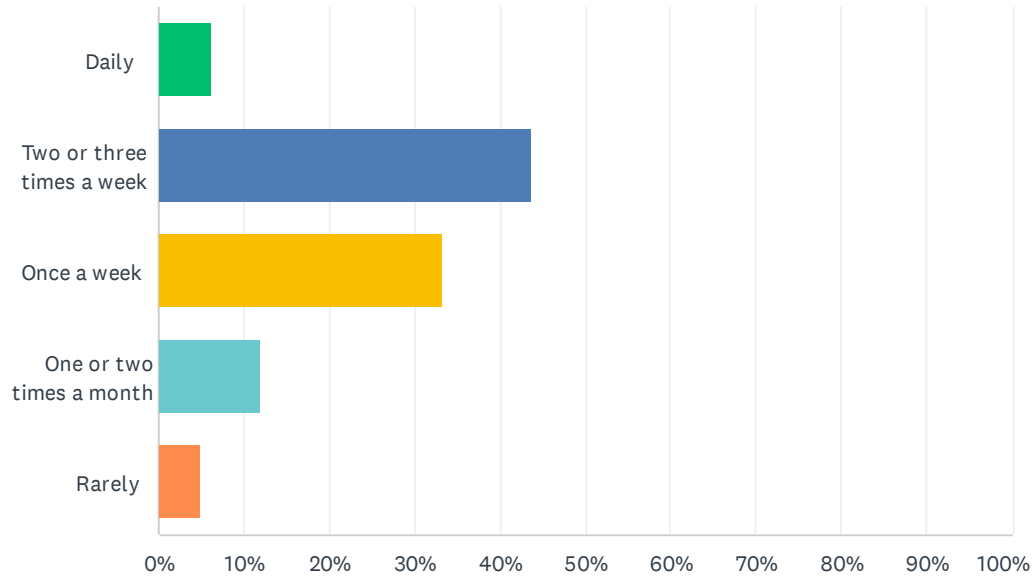
Answered: 226 Skipped: 1



ANSWER CHOICES	RESPONSES	
Commute off-island daily via ferry from the Stone Wharf	6.19%	14
Go off-island via ferry regularly from the Wharf but not on a daily basis	77.43%	175
Work from the island (includes fishing)	19.47%	44
Use your own boat to go to the mainland or or other islands from the Wharf	19.03%	43
I rarely leave the island	4.42%	10
None of these	7.52%	17
Total Respondents: 226		

Q4 In general, how often do you leave the island from the Stone Wharf for any purpose?

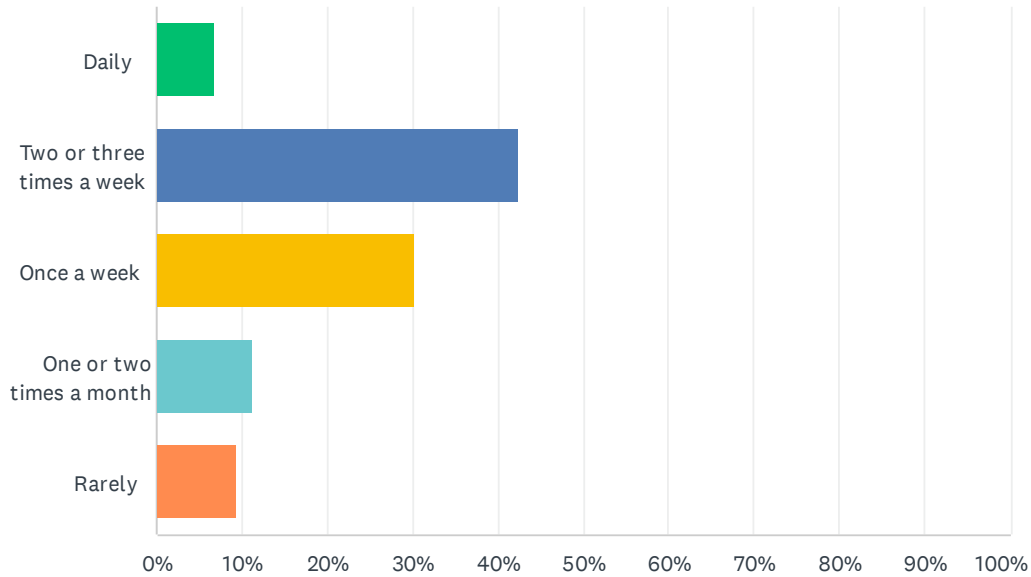
Answered: 226 Skipped: 1



ANSWER CHOICES	RESPONSES	
Daily	6.19%	14
Two or three times a week	43.81%	99
Once a week	33.19%	75
One or two times a month	11.95%	27
Rarely	4.87%	11
TOTAL		226

Q5 How many times a week do you need a parking space at the Stone Wharf for your automobile?

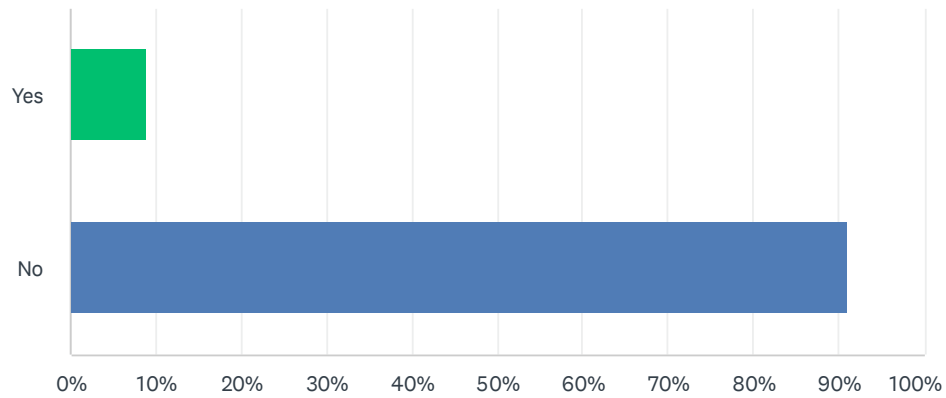
Answered: 222 Skipped: 5



ANSWER CHOICES	RESPONSES	
Daily	6.76%	15
Two or three times a week	42.34%	94
Once a week	30.18%	67
One or two times a month	11.26%	25
Rarely	9.46%	21
TOTAL		222

Q6 Do you qualify for handicapped-accessible parking for your vehicle?

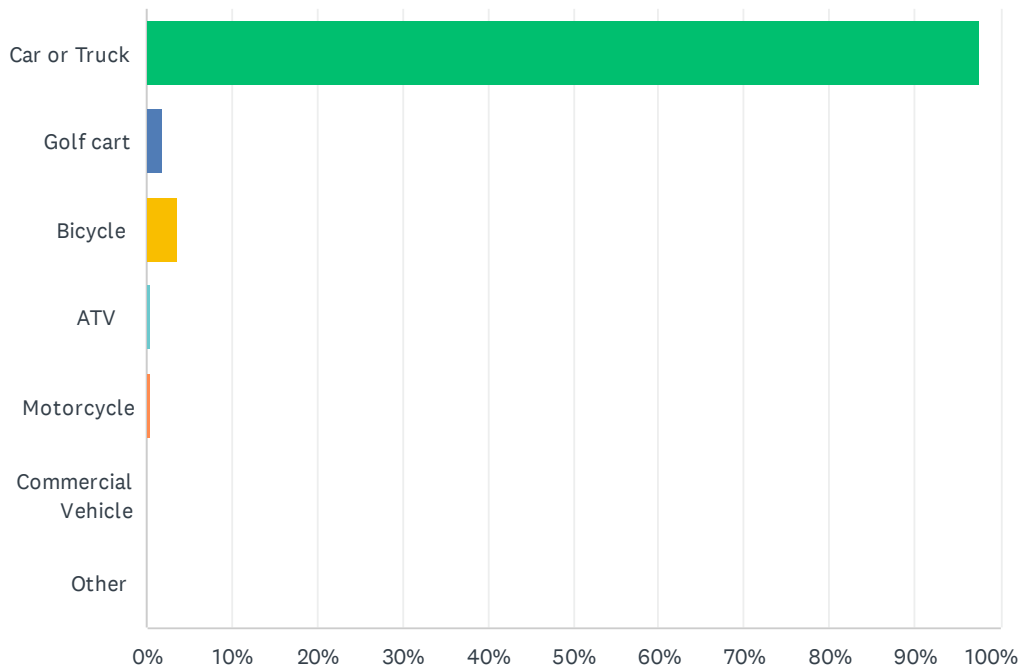
Answered: 221 Skipped: 6



ANSWER CHOICES	RESPONSES	
Yes	9.05%	20
No	90.95%	201
TOTAL		221

Q7 What kind of vehicle do you most often leave at the Wharf?

Answered: 220 Skipped: 7



ANSWER CHOICES	RESPONSES	
Car or Truck	97.73%	215
Golf cart	1.82%	4
Bicycle	3.64%	8
ATV	0.45%	1
Motorcycle	0.45%	1
Commercial Vehicle	0.00%	0
Other	0.00%	0
Total Respondents: 220		

Q8 There are many good ideas on how to balance the conflicting needs at the Stone Wharf. If you have an idea, please describe it below. If you want to draw a picture of your idea instead – or in addition – please go [here](#) and [here](#) for illustrations of the Wharf. Your drawing can be mailed to or dropped off at the Town Office by April 1.

Answered: 77 Skipped: 150

Q9 My name and contact information is: (optional)

Answered: 59 Skipped: 168